



Fall 2022 Individual Report FAS-ECON 2450A-Public Economics and Fiscal Policy I 001 Michael Droste

Project Title: **2022 Fall Harvard FAS Course Evaluation**

Course Audience: **16**
Responses Received: **11**
Response Ratio: **69%**

Report Comments

Note:

The order that the questions appear on this report is not the same as the way the questions were displayed to students. The order has been changed to make the report more readable.

Creation Date: **Tuesday, December 20, 2022**



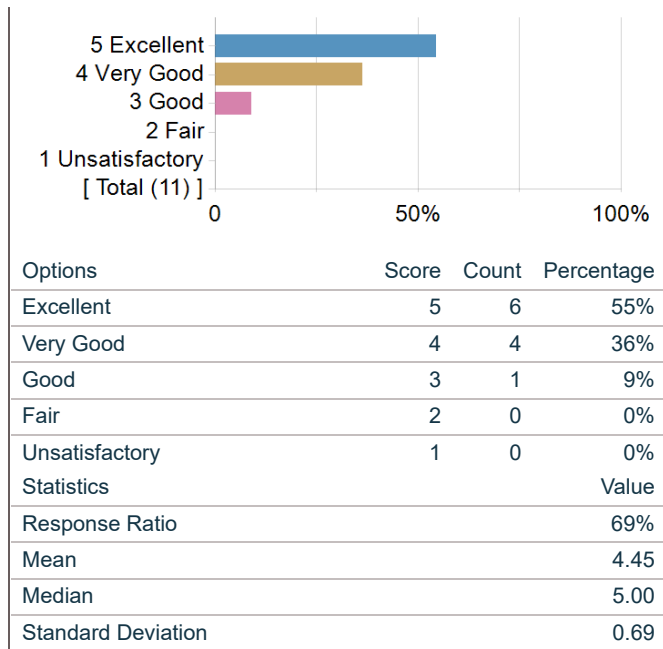
General Course Questions

Course General Questions

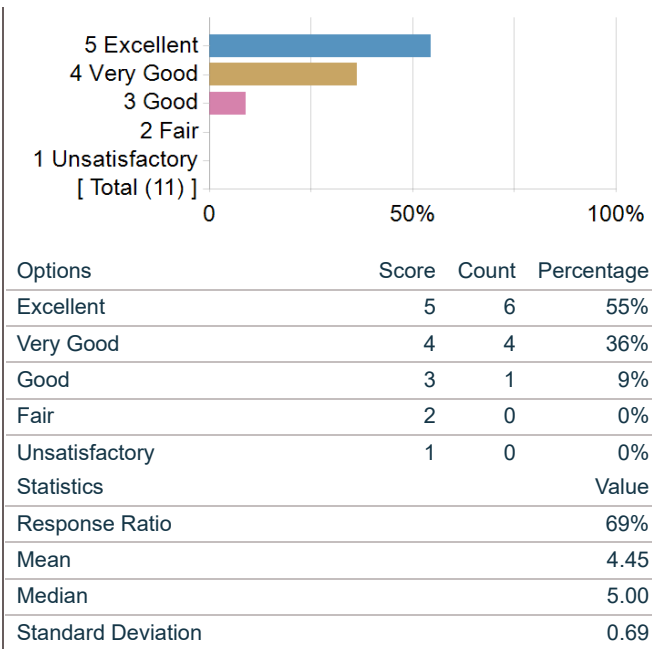
	Count	Excellent	Very Good	Good	Fair	Unsatisfactory	Course Mean	Dept Mean	Division Mean
Evaluate the course overall.	11	55%	36%	9%	0%	0%	4.45	3.86	4.18
Course materials (readings, audio-visual materials, textbooks, lab manuals, website, etc.)	11	55%	36%	9%	0%	0%	4.45	3.93	4.16
Assignments (exams, essays, problem sets, language homework, etc.)	10	50%	10%	30%	10%	0%	4.00	3.59	4.01
Feedback you received on work you produced in this course	9	78%	22%	0%	0%	0%	4.78	3.64	4.01
Section component of the course	10	100%	0%	0%	0%	0%	5.00	3.84	4.14

Course

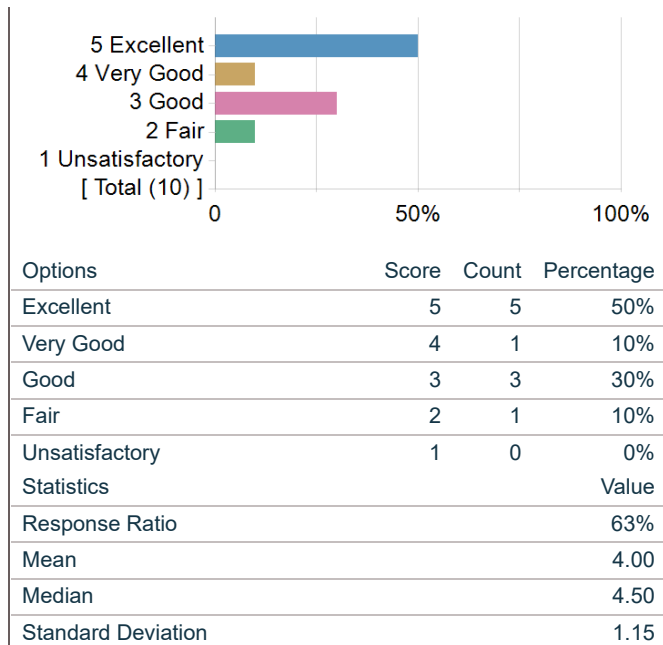
1. Evaluate the course overall.



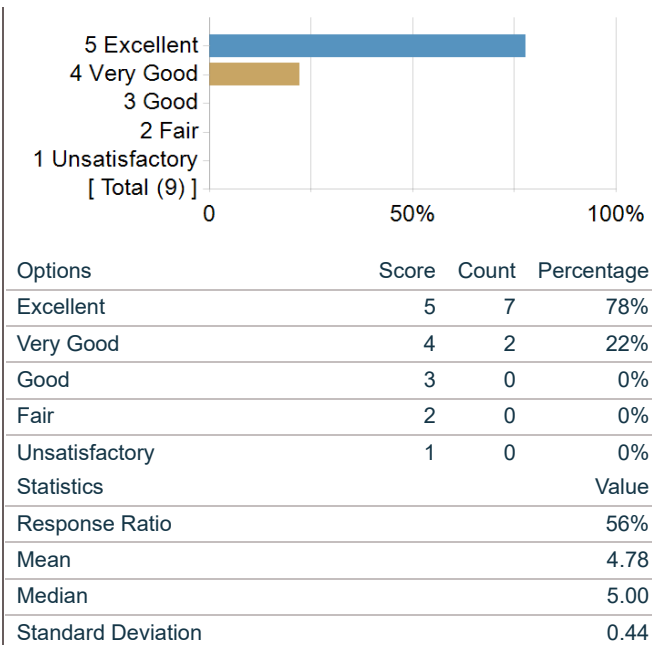
2. Course materials (readings, audio-visual materials, textbooks, lab manuals, website, etc.)



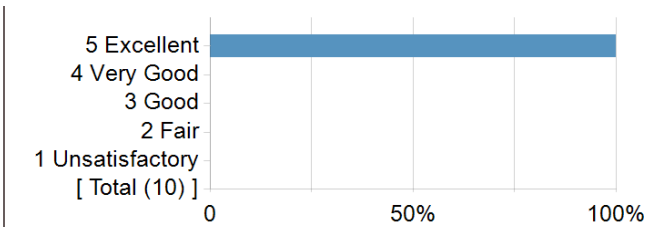
3. Assignments (exams, essays, problem sets, language homework, etc.)



4. Feedback you received on work you produced in this course



5. Section component of the course



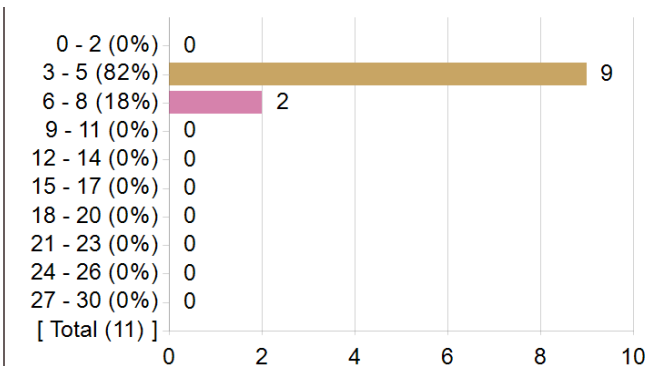
Options	Score	Count	Percentage
Excellent	5	10	100%
Very Good	4	0	0%
Good	3	0	0%
Fair	2	0	0%
Unsatisfactory	1	0	0%
Statistics			Value
Response Ratio			63%
Mean			5.00
Median			5.00
Standard Deviation			0.00

Requirements - What did this course require of you?

On average, how many hours per week did you spend on coursework outside of class? Enter a whole number between 0 and 168.

Frequency chart and mean excludes students who answered 31 or more hours.

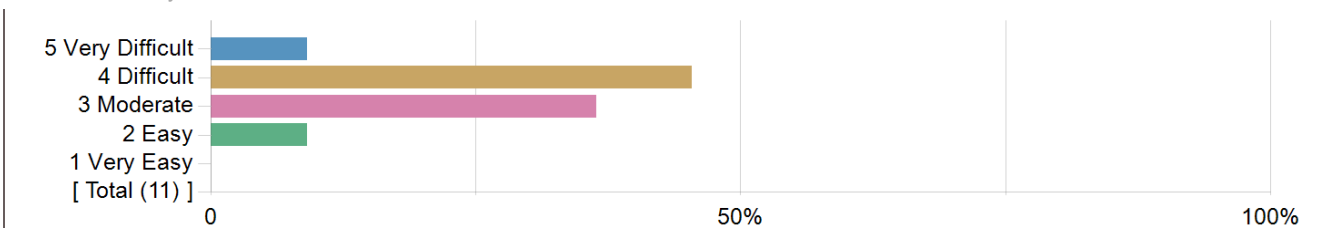
On average, how many hours per week did you spend on coursework outside of class? Enter a whole number between 0 and 168.



Statistics	Value
Response Count	11
Response Ratio	69%
Mean	4.64
Median	5.00
Mode	5
Standard Deviation	1.50

How difficult did you find this course?

How difficult did you find this course?



Options	Score	Count	Percentage	Statistics	Value
Very Difficult	5	1	9%	Response Ratio	69%
Difficult	4	5	45%	Mean	3.55
Moderate	3	4	36%	Median	4.00
Easy	2	1	9%	Standard Deviation	0.82
Very Easy	1	0	0%		

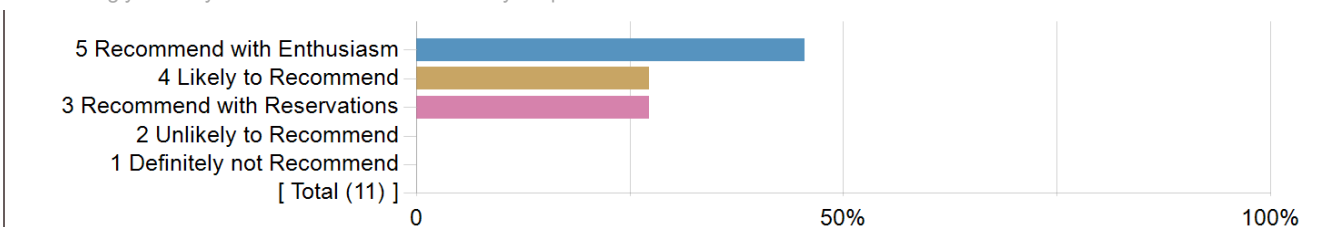
What was/were your reason(s) for enrolling in this course? (Please check all that apply)

Options	Count
Elective	6
Concentration or Department Requirement	6
Secondary Field or Language Citation Requirement	1
Undergraduate General Education Requirement	0
Expository Writing Requirement	0
Foreign Language Requirement	0
Pre-Med Requirement	0
Divisional Distribution Requirement	0
Quantitative Reasoning with Data Requirement	0

Recommendations - Would you recommend this course?

How strongly would you recommend this course to your peers?

How strongly would you recommend this course to your peers?



Options	Score	Count	Percentage	Statistics	Value
Recommend with Enthusiasm	5	5	45%	Response Ratio	69%
Likely to Recommend	4	3	27%	Mean	4.18
Recommend with Reservations	3	3	27%	Median	4.00
Unlikely to Recommend	2	0	0%	Standard Deviation	0.87
Definitely not Recommend	1	0	0%		

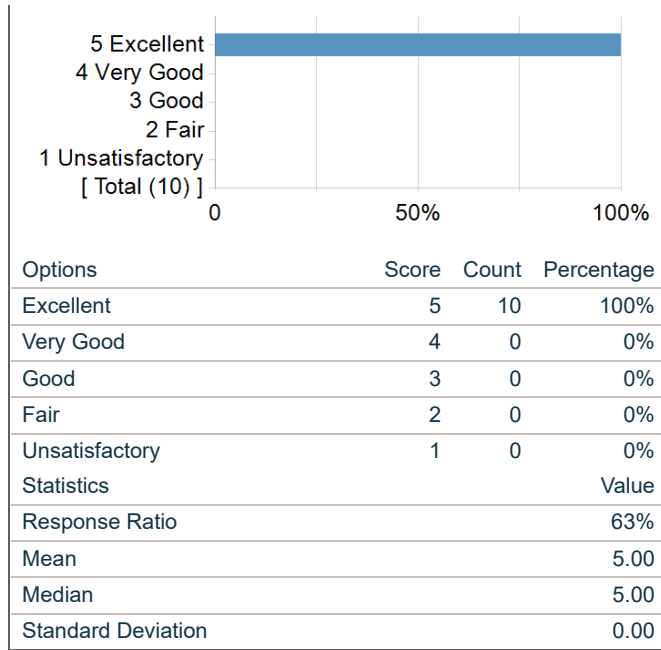
Evaluation of Section Leaders

Section Leader Questions

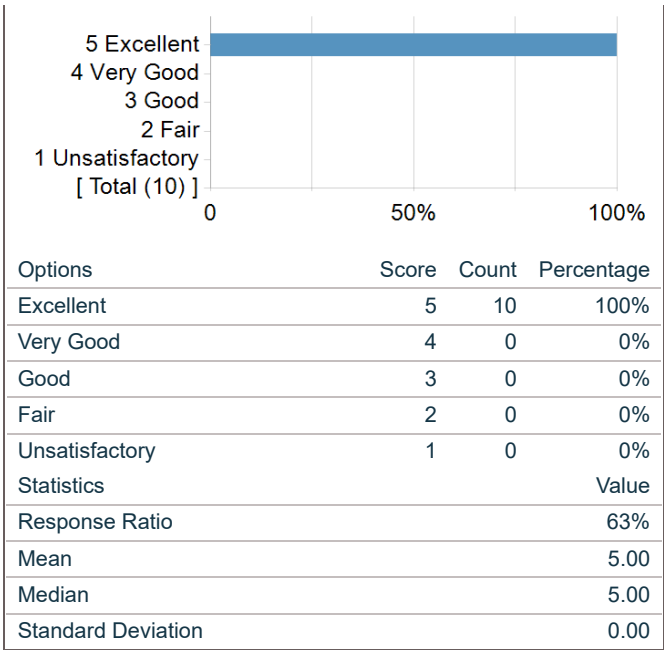
	Count	Excellent	Very Good	Good	Fair	Unsatisfactory	Instructor Mean	Dept Mean	Division Mean
Evaluate your Section Leader overall.	10	100%	0%	0%	0%	0%	5.00	4.39	4.52
Gives effective lectures or presentations, if applicable	10	100%	0%	0%	0%	0%	5.00	4.33	4.46
Facilitates discussion and encourages participation	10	100%	0%	0%	0%	0%	5.00	4.34	4.50
Is accessible outside of class (including after class, office hours, e-mail, etc.)	10	100%	0%	0%	0%	0%	5.00	4.48	4.61
Generates enthusiasm for the subject matter	10	100%	0%	0%	0%	0%	5.00	4.29	4.45
Gives useful feedback on assignments	10	100%	0%	0%	0%	0%	5.00	4.31	4.43
Returns assignments in a timely fashion	10	100%	0%	0%	0%	0%	5.00	4.39	4.46

Section Leader

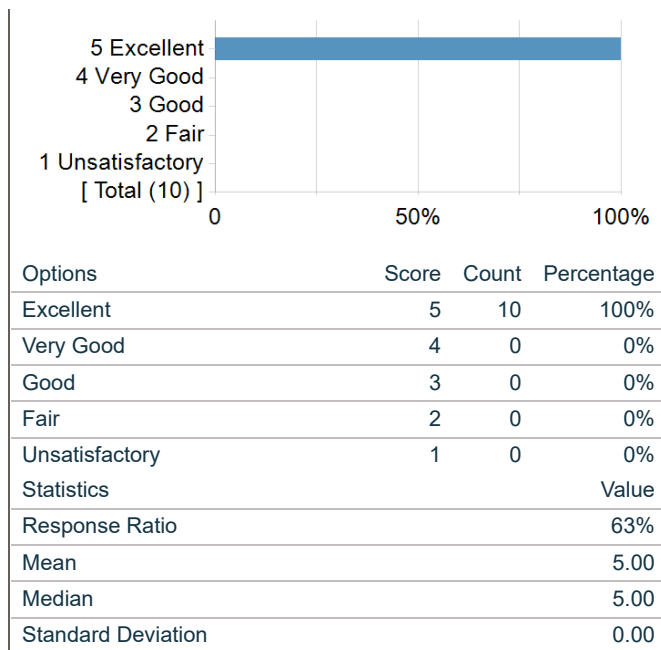
1. Evaluate your Section Leader overall.



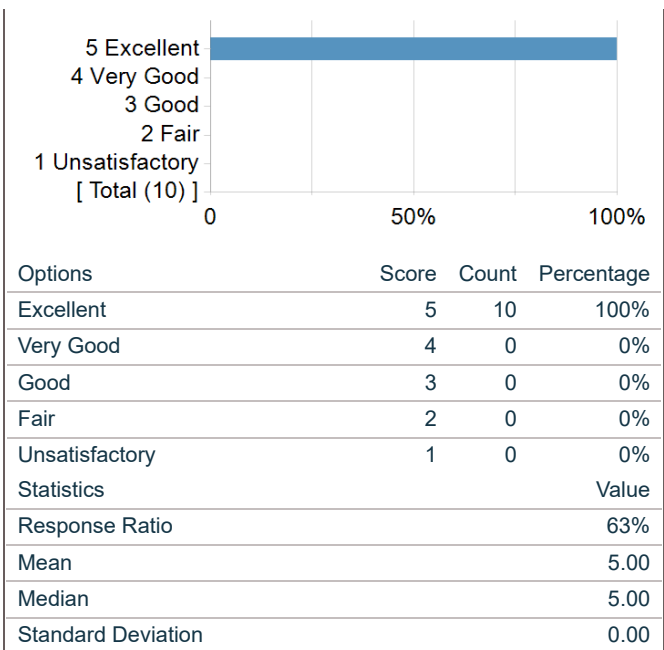
2. Gives effective lectures or presentations, if applicable



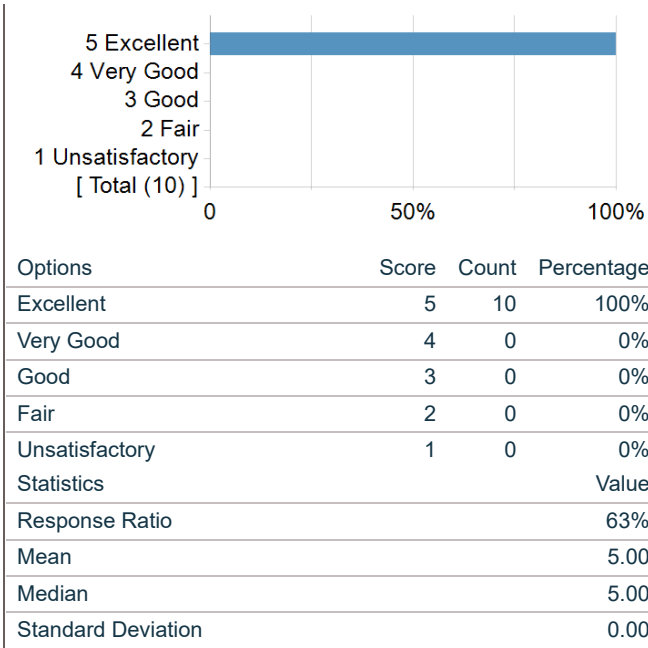
3. Facilitates discussion and encourages participation



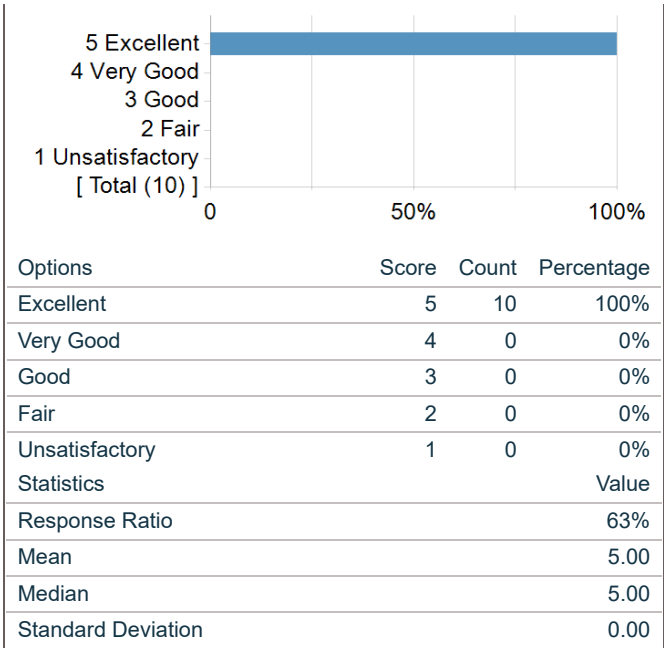
4. Is accessible outside of class (including after class, office hours, e-mail, etc.)



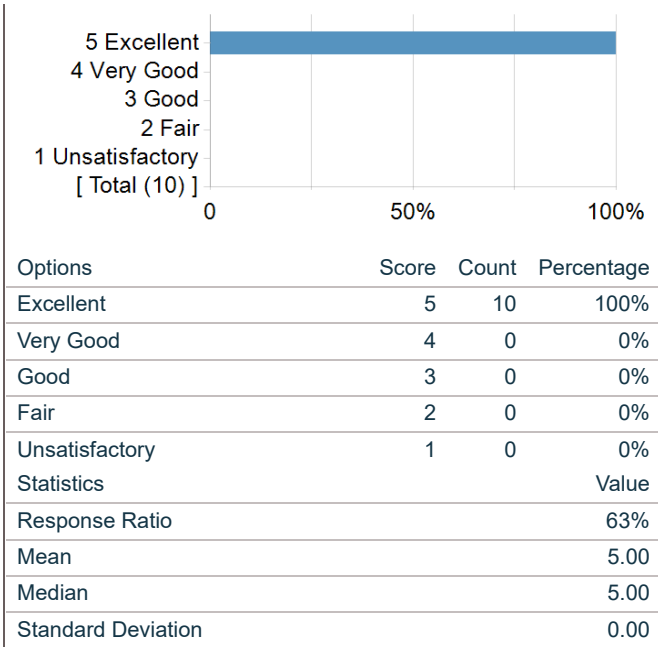
5. Generates enthusiasm for the subject matter



6. Gives useful feedback on assignments



7. Returns assignments in a timely fashion



Section Leader Comments

Please comment on your Section Leader's teaching.

Comments
Mike's sections were extremely helpful. He talked through the details of complex material while emphasising intuition. It was a pleasure to be in his class.
Truly a model TF. Only feedback for how to improve: Could sometimes be a bit more concise in his answers to questions.
Mike is very good as a teacher in that he builds up the model set-up, walks through important derivations, and talks about why the results are important/relevant to the class material.
one of the best econ teachers I've had – he has both the teaching skill + humility to take difficult concepts and distil them to their essence